



423:

423: 2:

+

*

"

"

"

"

.....	2
.....	5
.....	8
.....	11
.....	23
.....	4

m

4

4 mm

2018

		2018 1 1 2018 6 30

			000969
	Advanced Technology & Materials Co., Ltd.		
	AT&M		

	76	76
	86-10-62188403	86-10-62188403
	86-10-62182695	86-10-62182695
	zhangjinhua@atmcn.com	yangyang@atmcn.com

2018

	643,617.7	
	-1,038,855.50	
	101,470.93	
AW@8Až)j!“ R ^ 2 Sh#È	2,372,889.00	
	6,153,356.52	--

1 --

1 --

2018

3

23

5

12

90

16

5

122

341

258

83

27

16

11

33

27

6

"

PCT

4

2000

"

"

"

"

"


"

5

36

- "

2018



2014

8

2018

" " " "

" " " "

" " " "

" "

400

«

"



5

" Tb

2018

8

" "

46%

"

12

40

"

2018

" "

"



3

	1,023,696,79 0.60	10.09%	1,126,288,61 7.63	11.24%	-1.15%	
	1,327,868,98 7.26	13.09%	1,249,568,64 9.72	12.47%	0.62%	
	1,591,516,56 3.17	15.69%	1,488,402,48 0.97	14.86%	0.83%	
	126,498,802. 92	1.25%	97,256,002.0 3	0.97%	0.28%	
	3,079,650,19 2.65	30.36%	3,034,993,92 6.25	30.30%	0.06%	
	321,436,609. 81	3.17%	474,866,288. 27	4.74%	-1.57%	
	1,083,633,58 6.81	10.68%	850,215,425. 00	8.49%	2.19%	
	300,000,000. 00	2.96%	67,441,058.2 8	0.67%	2.29%	
	35,628,403.0 2	0.35%	59,379,584.3 1	0.59%	-0.24%	
	7,297,105.14	0.07%	409,900,000. 00	4.09%	-4.02%	
	-71,009,334. 79	-0.70%	-43,678,005. 63	-0.44%	-0.26%	

4

1.	68,546,205.2 3	-2,825,847.8 3			7,646,416.69	3,426,060.69	69,940,713.4 0
3.	124,293,284. 14		-95,946,499. 61				95,503,312.1 4
	192,839,489. 37	-2,825,847.8 3	-95,946,499. 61	0.00	7,646,416.69	3,426,060.69	165,444,025. 54
	192,839,489. 37	-2,825,847.8 3	-95,946,499. 61	0.00	7,646,416.69	3,426,060.69	165,444,025. 54
	0.00						0.00



5000T/A

55,597,79 282,581,89
9.07 9.07

93.88%

0.00

0.00

2015
04
20

2016-055

921,153.7 6,635,552.1
0 0

1.71%


0.00

0.00

2016
10
28



56,518,95 289,217,45
2.77 1.17



0.00

0.00



6

3

	603179		23,144,25 2.30		18,755,02 4.00	-2,947,512 .00				257,200.0 0	15,807,51 2.00		
	300408		20,775,62 5.57		19,555,60 3.20	2,908,577. 50			3,407,560. 69	723,535.0 2	19,056,62 0.01		
	300285		14,843,33 4.59		12,000,00 0.02	-36,000.00				30,000.00	11,964,00 0.02		
	600114		16,891,90 7.66		14,826,37 8.00	-1,690,296 .49		3,337,779. 85		280,980.0 0	16,473,86 1.36		
	603626		7,709,649. 93		3,409,200. 01	-966,480.0 0				30,000.00	2,442,720. 01		
	300433		4,290,136. 84			-94,136.84		4,290,136. 84			4,196,000. 00		
	002298		104,998,5 98.00		63,794,81 8.00	-54,843,65 2.00				355,205.0 0	50,154,94 6.00		
	600517		51,385,89 2.81		27,238,70 0.00	-35,808,89 2.81				421,000.0 0	15,577,00 0.00		
	300433		50,000,00		25,000,46					0.00	25,000,46		

2018



430041

10,064,
4.80

6.14
00

-5,293,954
.80

6.14
4,770,900.
00



304,104,2
52.50



192,839,4 -2,825,847
89.37 .83

2018

3

	2018	(2017)
—	2018	402
	03 23	2017 8 31
	0.4	-437.36
	246.45	0.72
55%		55%
		0.396

10%

	300,000,00	2,108,866,	1,276,101,	757,893,85	73,956,3	64,499,420.6
	0.00	749.08	159.38	5.48	47.03	0
	291,530,00	1,480,094,	851,600,72	536,426,75	12,806,2	10,200,904.2
	0.00	440.88	6.31	5.92	42.90	4
	291,278,44	521,147,66	376,613,40	180,934,87	8,509,45	8,045,632.30
	7.00	2.49	8.33	1.04	9.45	
	1,000,000,	1,159,614,	1,060,009,	108,863,39	-45,549,	-45,549,203.
	000.00	525.89	913.30	4.67	203.72	72
	85,000,000	179,569,31	113,746,55	58,235,949	752,194.	1,108,883.14
	.00	1.62	5.26	.90	68	
	44,873,800	141,177,13	125,258,75	35,155,651	1,136,57	664,213.04
	.00	1.88	4.40	.69	4.21	
	100,000,00	654,754,74	202,956,76	151,081,09		
	0.00	1.92	2.81	7.62		


3

2018		35.57%	2018 01 18	2018 01 19	2017-028 2018
2017		43.49%	2018 05 22	2018 05 23	2018-035 2017

4

			1			
				2	2015 04 16	4 11 2018
			2015-2017			
		2015-2017		1	2015 09 16	2017
			2			

2018



3

/

2018 8 28

-160

2015 7 10

2016 12

"

"

2016 12 29 2017 12

31

2017 5 24

2016

2017 5

"

2017 12 31


"

2017

8 30

2

2018



2017 1

13

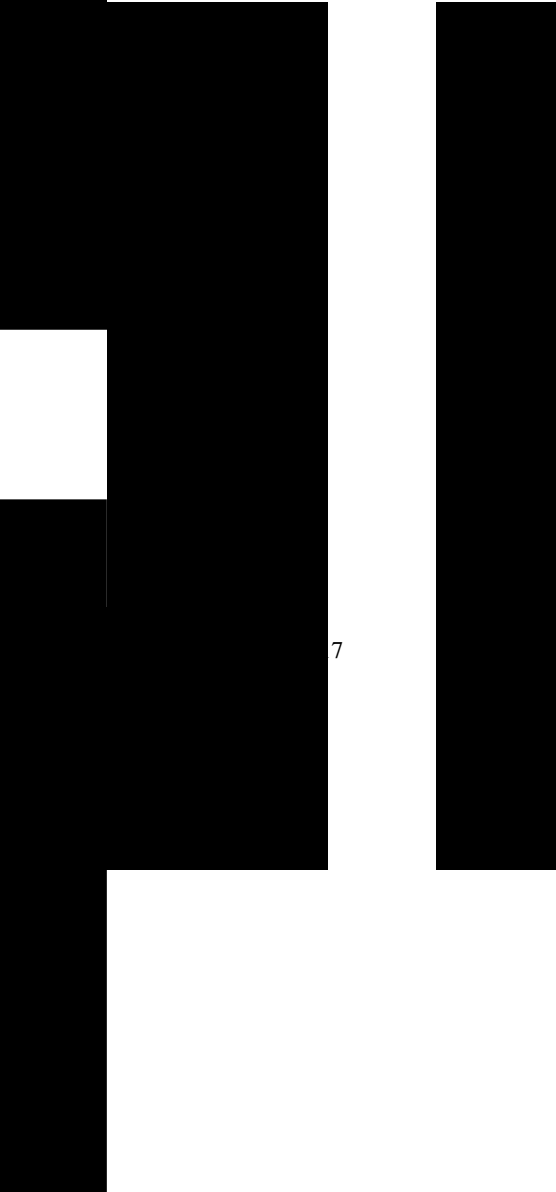
"

"

"

"

()



7

/						

2017 11

30

2017 12

2

2018 1 23

9.5

2018 5 21

1 A

2 A

1.5

2018 5 23

2018 5 21

A 2

10

5000

2018 5 23

3

			/		233.52	233.52	0.11%	405			233.52	2018 03 31	2018-18
			/		0.00	0	0.00%	156			0.00	2018 03 31	2018-18
			/		2914.51	2,914.51	1.37%	687			2914.51	2018 03 31	2018-18
			/		1097.09	1,097.09	0.51%	3,690			1097.09	2018 03 31	2018-18
			/		6.00	6	0.00%	10			6.00	2018 03 31	2018-18
			/		138.60	138.6	0.06%	18			138.60	2018 03 31	2018-18

2018

2018

/	0.00	0	0.00%	100	0.00	2018 31	03 2018-18
/	0.00	0	0.00%	1,200	0.00	2018 31	03 2018-18

2018

10.1.3

/ 2340.46 2,340.46 1.10% 2,020 2340.46 2018 03 2018-18
31

10.1.3

/ 0.00 0 0.00% 55 0.00 2018 03 2018-18
31

10.1.3

/ 12502.7 12,502.75 4.88% 23,157 12502.75 2018 03 2018-18
5 31

2018

/

129.98

129.98

0.05%

85

129.98

2018 03

2018

	10.1.3											31	
	10.1.3		/		2109.95	2,109.95	0.82%	5,200			2109.95	2018 31	03 2018-18
	10.1.3		/		363.02	363.02	0.14%	2,247			363.02	2018 31	03 2018-18
	10.1.3		/		713.56	713.56	0.28%	5,488			713.56	2018 31	03 2018-18
	10.1.3		/		0.00	0	0.00%	400			0.00	2018 31	03 2018-18

2018

4

5

6

7

1

5

2 2017 11 21

“

”

11 22

2017
2017 12 5

2018

	2017 01 04	
	2017 11 22	
	2017 11 29	
	2017 12 06	
	2017 12 06	
	2017 12 06	
	2018 01 02	
	2018 05 16	

3

3

2015

65%
2016 4 25

2016 4 25

2016-016

2018

10%

10%

4

5

4

5

		24 /	2017 08 23						46,75 0				2017 09 05	2017- 036

--	--	--	--	--	--	--	--	--	--	--	--	--	--	--	--	--	--	--	--	--

3

	1	1	1	1	SO2 5mg/m3 NOx 150mg/m 3 COD: 98 mg/L	DB13/ 1640-201 2	0.282t/a COD 3.48t/a 10.7t/a 0.077t/a	0.29t/a COD 7.1t/a 15.39t/a 0.381t/a		
			1	B 30 1	0.09mg/L 0.04mg/L 0.1mg/L	DB11-30 7-2013	1.16 kg/a 0.51kg/a 1.29 kg/a	5.68 kg/a 5.68 kg/a 12.7 kg/a		

1

" "

[2012] 558

[2013] 1153

2

[2008] 659

2018

[2012] 558

[2013] 1153

PWX-130182-0083-18 2018 7 20 2019 7 19
0.282 / CCD 3.48 / 17.75 / 10.70 / 0.381

/

2003 63 " "

2006 30 "

1

2016.5.4

130182-2016-009-L

2

110113-2015-009-M

1 2018 3

2 2018 6

1

2

4

2018

1 2018 1 10

2018 1 12

2018-002

2 2018 1 18

2018 1 19

2018-004

2018-005

3 2018 3 29

2018 3 31

2018-015

42

2018

4 2018 4 8

2018 4 10

2018-023

5

2018 4 26

2018 4 28

<

2018-026

6

2018 5 18

2018 5 15

2018-030

7

—

2

6

AA

AA

2018 6 6

2018-036

2016

8 2017 9 20

1930

337

Møtglas

201

337

2017

337-7

2018 6 8

107

2018 6 19

1078-014

2018 6 21

2018-037

9 2018 5 22

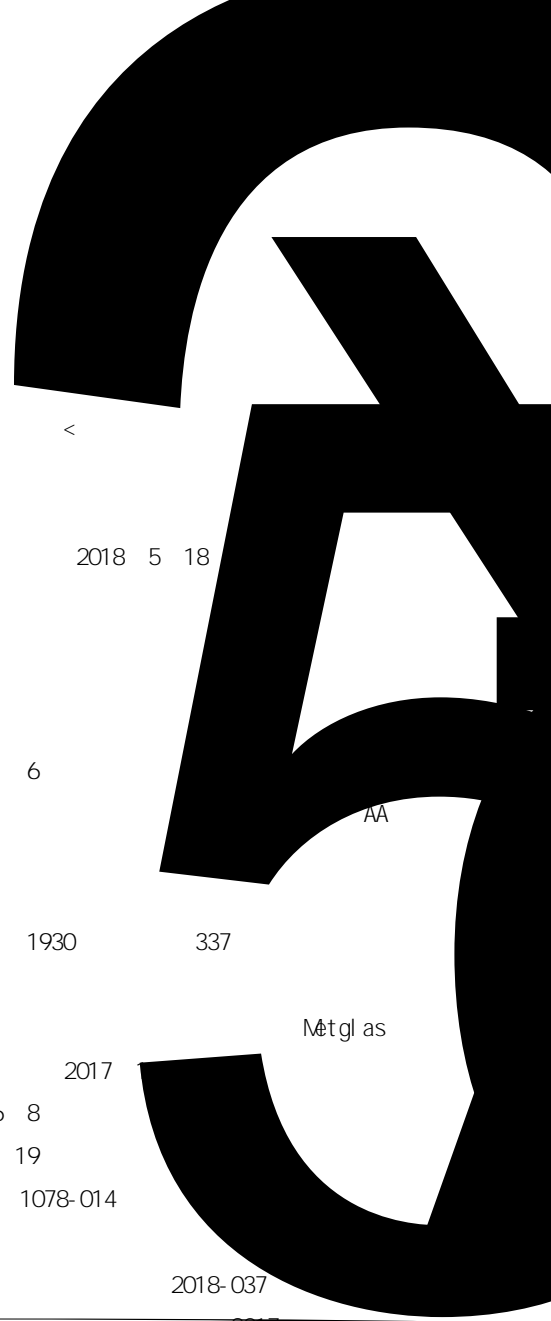
2017

2017

2017 12 31

1,026,00

10



	2018	2016 10 28	2016-055	
2	2017 3 29	" "		26
	3,500	83,375	125	
		2017 3 31		
3		2017 8 23	2017-014	0

2018

100%

3

2017 3

31

2017-011

9 2016 10 26

2016 10 28

2017 10 24


55%

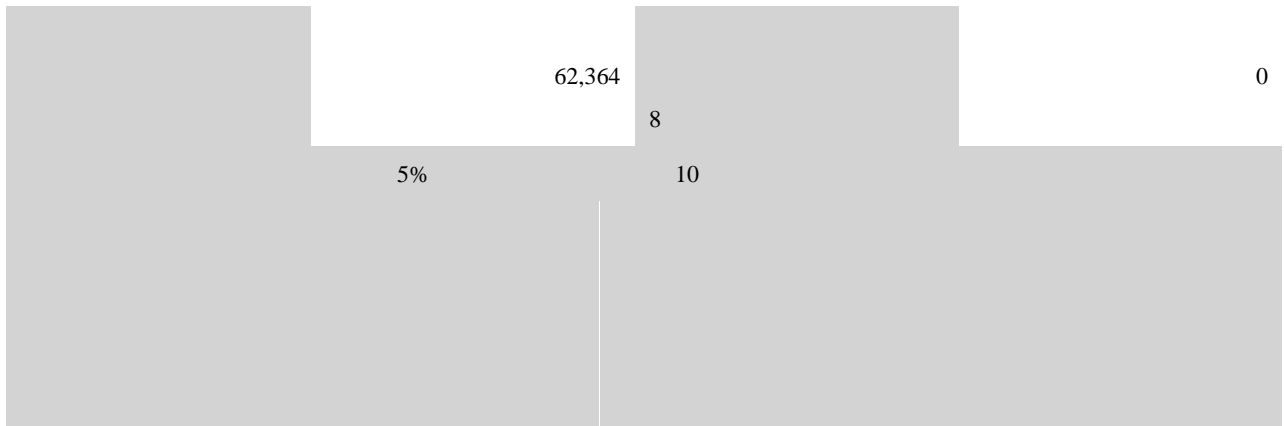
0.396 2018 2 13

55% 300

3

1	136,709, 564	13.32 %			-15,605, 399	-15,605, 399	121,104 ,165	11.8%
2	12,479,8 04						12,479, 804.	1.22%
3								





35.51%	364,366	0	12,479,	351,886,9	
	,724		804	20	
4.80%	49,253,	0	49,253,	0	12,700,000
	114		114		
3.07%	31,448,	0			
	705				


2018

70

0.48% 4,876,370

0 4,876,370

3,810,000



()

10

2016

10

3

2016 5 20

()

--	--	--	--	--

0

0

142,271

142,271

0

0

0

0

0

0

31,448,7

31,448,7

05

05

0

0

0

0

0

0

0

0

0

0

0

0

0

1,463,16
5

1,463,16
5

71,000

71,000

0

2018

2018 01 18

2018

2018 01 18



2018 01 18

2018

2018 01 18

3


2018 06 30

	1,023,696,790.60	1,137,460,325.60
	69,940,713.40	68,546,205.23
	360,613,766.75	450,514,674.40
	1,327,868,987.26	1,073,134,034.68
	216,342,225.80	163,795,187.39
	915,920.97	3,090,178.57
	355,205.00	
	84,672,057.03	116,549,839.82

2018

	1,591,516,563.17	1,463,705,311.13
	35,628,403.02	40,432,941.99
	4,711,550,633.00	4,517,228,698.81
21,4 205,592	242,409,234.16	268,699,206.16
	126,498,802.92	128,346,434.73
	3,079,650,192.65	3,144,676,738.01
	321,436,609.81	274,627,351.86
	90,012.05	
,676% i		

2018



391,315,285.42

445,684,151.14

1,117,621,526.82

950,898,944.61

385,138,656.16


322,679,318.21

	1,026,008,097.00	1,026,008,097.00
	2,690,880,950.61	2,690,880,950.61
	-71,009,334.79	-48,256,598.53
	358,473,075.42	358,473,075.42
	502,187,940.61	542,617,419.41
	4,506,540,728.85	4,569,722,943.91
	1,240,084,665.24	1,242,896,613.37
	5,746,625,394.09	5,812,619,557.28
	10,144,132,819.04	10,017,808,657.09

4

	324,732,070.54	460,881,150.84
	124,947,449.69	140,841,685.44

2018



	89,899,209.43	108,809,733.88
	1,777,400,102.39	1,976,174,233.45
	300,000,000.00	
	600,000,000.00	600,000,000.00
	88,150,530.76	100,716,553.98
	41,303,013.10	44,120,997.90
	1,029,453,543.86	744,837,551.88
	2,806,853,646.25	2,721,011,785.33
	1,026,008,097.00	1,026,008,097.00
	2,676,787,408.60	2,676,787,408.60
	-4,499,861.58	-1,534,721.58
	358,473,075.42	358,473,075.42
	77,327,150.63	176,469,897.70
	4,134,095,870.07	4,236,203,757.14
	6,940,949,516.32	6,957,215,542.47

	2,563,140,429.29	2,262,775,359.51
	2,563,140,429.29	2,262,775,359.51
	2,568,613,889.76	2,242,736,908.24

2018

" "	1,227,947.10	37,575,052.53
	1,347,757.69	361,486.16
	1,086,744.80	5,000.00
" "	1,488,959.99	37,931,538.69
	15,634,637.76	26,255,645.36
" "	-14,145,677.77	11,675,893.33
" "	-16,610,145.33	11,589,014.47
" "	2,464,467.56	86,878.86
	-9,649,235.89	20,346,568.49
	-4,496,441.88	-8,670,675.16
	-23,170,788.92	-25,177,493.07
	-22,752,736.26	-25,301,879.20
.		
1.		
2.		

2018

	-37,316,466.69	-13,501,599.74
	-32,401,972.15	-4,955,310.71
	-4,914,494.54	-8,546,289.03
	-0.0094	0.0198
	-0.0094	0.0198
	0.00	0.00

6



2018

" "	-68,362,504.16	-72,181,311.77
" "	-68,362,504.16	-72,181,311.77
" "	-68,362,504.16	-72,181,311.77
" "	-2,965,140.00	-610,470.00
1.		
2.		
	-2,965,140.00	-610,470.00
1.		
2.		
00		

	2,205,338,546.25	2,123,882,346.57
	14,271,281.46	9,794,295.39
	51,573,391.73	15,591,535.31
	2,271,183,219.44	2,149,268,177.27
	1,740,458,255.24	1,801,808,081.00

2018



370,900,124.13

2018

860,089,123.67

261,01- 1.2

	10,619,881.55	2,481,865.93
	5,237,840.00	115,400.00
	115,857,721.55	302,599,450.93
	14,744,758.42	19,306,460.49
	180,000,000.00	374,002,185.00
	194,744,758.42	393,308,645.49
	-78,887,036.87	-90,709,194.56
	700,000,000.00	199,950,000.00
	700,000,000.00	199,950,000.00
	699,950,000.00	150,000,000.00
	61,276,237.26	12,108,837.51
	761,226,237.26	162,108,837.51
	-61,226,237.26	37,841,162.49
	-132,385,678.36	-54,274,953.65
	366,593,021.33	439,438,959.75
	234,207,342.97	385,164,006.10

2018

1	
2	

2018

								81					.81
2								-2,561,92					-2,561,92
								2.81					2.81
	1,026,0 08,097. 00				2,690,880, 950.61		-71,009,3 34.79		358,473,0 75.42		502,187,9 40.61	1,240,084, 665.24	5,746,625 ,394.09

2018

					-6,505,79 7.52		-29,880,4 72.10				59,169,68 9.40	-178,693, 920.05	-155,910, 500.27
							-29,880,4 72.10				59,169,68 9.40	-11,536,9 68.67	17,752,24 8.63
					-6,505,79 7.52							-103,542, 734.55	-110,048, 532.07
1												-62,151,6 87.66	-62,151,6 87.66
2													
3													
4					-6,505,79 7.52							-41,391,0 46.89	-47,896,8 44.41
												-63,614,2 16.83	-63,614,2 16.83
1													
2													
3												-63,614,2 16.83	-63,614,2 16.83
4													
1													

2018

2													
3													
4													
1								5,803,690. .77					5,803,690 .77
2								-5,803,69 0.77					-5,803,69 0.77
	1,026,0 08,097. 00				2,690,880, 950.61		-48,256,5 98.53		358,473,0 75.42		542,617,4 19.41	1,242,896 ,613.37	5,812,619 ,557.28

:

	1,026,008,0 97.00				2,676,787,40 8.60		-1,534,721.5 8		358,473,075. 42		176,469,8 97.70		4,236,203,7 57.14

2018

1 6,008,0

97.00

2,676,787,40

8.60

-1,534,721.5

8

358,473,075.

42

176,469,8

97.70

4,236,203,7

50.14

-2,965,140.0

0

-99,142,74

7.07

-102,107,88

7.07

-2,965,140.0

0

-68,362,50

4.16

-71,327,644.

16

" "

1

2


3

4

-30,780,24

2.91

2018




1,026,008,0
97.00

2,676,787,40
8.60

-

2018



545.76

-915,705.00

59.24 8.48

-106,233,8 -107,149,56

59.24 4.24

545.76

2018

" " " "

[1998] 854

[1998] 320

"

"

"

"

6

1998 12 30

2018

1,025,880,000	125,566,707	900,313,293
(2016 1 29	[2016] 90003
		37,645,042

12,479,804	6,119,951	19,045,287
------------	-----------	------------

2016 4 1

296,109,993.14

11,450,000.00

37,645,042

258,464,951.14

37,645,042

(

2016 4 1

[2016]

90039

2016 5 20

2016 3

16

2016 5 20

1,026,008,097

2017

2017 12 31

1,026,008,097

10

0.30

30,780,242.91

I

2018 8 28

1

2018 3

55%

"

3

42

-

"

"

4

12

3

2018 6 30

2018

79

4

1 1 6 30

5

6

7

1

1

2

" "

2

1

2

9


1

2

2


32

1



"

"



2018

2 3	15.00%	15.00%
3 4	25.00%	25.00%
4 5	50.00%	50.00%
5	100.00%	100.00%

	0.00%	0.00%

5

	1,000

34

1

2

3

4

5

85



38

3

4



15-40	5%	2.38%-6.33%
10-14	5%	6.79%-9.50%
8-10	5%	9.50%-11.88%
10-16	5%	5.94%-9.50%
12-20		

39

1

2

.

.

.

.

3:

1

2

3

3;

42

43

3

1

88

ERP

2-15

40

2

3

4

1

2

3

4

5

44

1

2

3

45

46

3

4

5

6

90

2018



47

1

2



49

4:

1

2

3

4

4;

3

2018

52

1

1

2018

		7% 5%
		15% 25%
		3%
		2%



15%

15%

15%

15%

15%

15%

15%

15%

15%

25%

25%

15%

25%

5

6

3

	266,940,235.29	367,953,643.82
	93,673,531.46	82,561,030.58
	360,613,766.75	450,514,674.40

4

	14,388,276.00
	14,388,276.00

5

--	--

4

16,482,066.51

0.00

--	--	--

5

--	--

--	--	--	--	--	--

6

		%	
	69,741,901.90	4.59%	3,487,095.10
	67,107,246.28	4.42%	3,355,362.31
	52,056,127.33	3.43%	8,810,106.37
	35,824,500.00	2.36%	2,352,937.50
ADVANCEDDIAMONDTOOLS.INC	34,927,065.28	2.30%	1,746,353.26
	259,656,840.79	17.10%	19,751,854.54

7

8

8

3

:

3

()		
		355,205.00
		355,205.00

4

3

()				
-----	--	--	--	--

;

3

	34,647,221.30	25.67%	34,647,221.30	100.00%		34,647,221.30	20.87%	34,647,221.30	100.00%	
	98,456,667.10	73.42%	13,784,610.07	14.00%	84,672,057.03	129,998,194.15	78.31%	13,448,354.33	10.35%	116,549,839.82
	1,226,690.26	0.91%	1,226,690.26	100.00%		1,354,600.57	0.82%	1,354,600.57	100.00%	
	134,330,578.66	100.00%	49,658,521.63	36.97%	84,672,057.03	166,000,016.02	100.00%	49,450,176.20	29.79%	116,549,839.82

	34,647,221.30	34,647,221.30	100.00%	
	34,647,221.30	34,647,221.30	--	--

--	--	--	--	--	--

6

		134,330,578.66	166,000,016.02
		134,330,578.66	166,000,016.02

7

		49,592,706.00	1	36.75%	2,479,635.30
		34,647,221.30	5	25.67%	34,647,221.30
		13,756,276.13	1	10.24%	687,813.81
		2,430,336.00	1	1.80%	121,516.80
		2,330,776.63	1	1.73%	116,538.83
	--	102,757,316.06	--	76.50%	38,052,726.04

8

--	--	--	--

9

:

32

3

5

6

	173,751,486.96
	13,329,076.10
	172,261,886.93
	14,818,676.13

33

--	--	--	--	--

34

--	--	--

35

	25,628,403.02	37,782,941.99
	10,000,000.00	2,650,000.00
	35,628,403.02	40,432,941.99

36

3

--	--	--

	300,726,871. 57	58,317,637.4 1	242,409,234. 16	327,016,843. 57	58,317,637.41	268,699,206.16
	95,503,312.1 4		95,503,312.1 4	124,293,284. 14		124,293,284.14
	205,223,559. 43	58,317,637.4 1	146,905,922. 02	202,723,559. 43	58,317,637.41	144,405,922.02
	300,726,871. 57	58,317,637.4 1	242,409,234. 16	327,016,843. 57	58,317,637.41	268,699,206.16

4

/	191,449,811.75			191,449,811.75
	95,503,312.14			95,503,312.14
	-95,946,499.61			-95,946,499.61

5

--	--	--	--	--	--

8,937,79 8,937,79 10.11%
9.45 9.45

5,408,66 5,408,66 5,408,66 5,408,66 18.00%
8.21 8.21 8.21 8.21

ordersun 52,011,9 52,011,9 52,011,9

AG	69.20			69.20	69.20			69.20		
	20,468,1 22.57			20,468,1 22.57				0.00	6.67%	
	5,000,00 0.00			5,000,00 0.00				0.00	3.23%	
()	100,000, 000.00			100,000, 000.00				0.00	19.71%	
()	897,000. 00			897,000. 00	897,000. 00			897,000. 00	17.00%	
		2,500,00 0.00		2,500,00 0.00					6.25%	
	10,000,0 00.00			10,000,0 00.00					9.60%	829,240. 36
	202,723, 559.43	2,500,00 0.00		205,223, 559.43	58,317,6 37.41			58,317,6 37.41	--	829,240. 36

6

	58,317,637.41			58,317,637.41
	58,317,637.41			58,317,637.41

7

--	--	--	--	--	--	--

37

3

4

--	--	--	--	--

5

38

3

4

5

39

	11,934, 784.59			-415,22 5.11						11,519, 559.48	
	8,998,9 22.50			777,99 0.68						9,776,9 13.18	
	25,072, 365.48			-185,50 8.60						24,886, 856.88	
	15,741, 630.37			1,029,6 39.02						16,771, 269.39	
	16,197, 181.85									16,197, 181.85	16,197, 181.85
	52,273, 669.89			-2,395, 640.31						49,878, 029.58	
	7,349,1 50.41			-179,44 7.86						7,169,7 02.55	
	3,959,2 96.22									3,959,2 96.22	
	3,016,6			-479,43						2,537,1	

	44	03		6		7	1		3		25
2.	12,041, 045.17	41,606, 200.85	835,94 5.91	4,219,1 40.05	293,78 9.75	3,757,8 99.72	6,637,6 10.91	3,853,5 61.81	11,117, 603.86	12,819, 149.16	97,181, 947.19
1		31,093, 670.56	320,02 3.69	235,79 1.25	293,78 9.75	1,170,8 39.90	130,00 0.00	2,836,1 30.30	516,08 2.08	923,72 6.41	37,520, 053.94
2	12,041, 045.17	10,512, 530.29	515,92 2.22	3,983,3 48.80		2,587,0 59.82	6,507,6 10.91	1,017,4 31.51	10,601, 521.78	11,895, 422.75	59,661, 893.25
3.	4,239,2 94.94	17,009, 761.80	807,94 4.00	3,990,1 07.75	1,475,1 43.75	931,45 3.03	5,220,0 06.47	1,222,5 33.14	2,507,2 57.02	2,108,6 97.60	39,512, 199.50
1	4,239,2 94.94	17,009, 761.80	807,94 4.00	3,990,1 07.75	1,475,1 43.75	931,45 3.03	5,220,0 06.47	1,222,5 33.14	2,507,2 57.02	2,108,6 97.60	39,512, 199.50
4.	1,979,0 84,139. 67	1,452,0 64,968. 08	39,004, 840.79	118,71 6,676.5 6	64,915, 717.31	162,94 0,001.0 6	469,34 9,227.1 5	50,577, 910.68	494,41 1,560.3 7	110,28 4,419.2 7	4,941,3 49,460. 94
1.	295,43 7,520.7 9	660,13 6,279.0 8	22,975, 657.68	59,948, 648.48	30,323, 132.18	99,129, 204.28	247,20 9,787.6 5	21,301, 029.32	225,49 9,313.9 3	52,054, 325.56	1,714,0 14,898. 95
2.	24,843, 838.86	63,871, 563.32	1,424,3 20.30	5,320,7 59.36	2,156,5 24.61	7,526,1 47.42	19,739, 701.99	2,469,1 62.22	19,346, 689.82	5,040,5 44.31	151,73 9,252.2 1
1	24,843, 838.86	63,871, 563.32	1,424,3 20.30	5,320,7 59.36	2,156,5 24.61	7,526,1 47.42	19,739, 701.99	2,469,1 62.22	19,346, 689.82	5,040,5 44.31	151,73 9,252.2 1
3.	820,72 5.80	14,038, 197.97	774,38 7.86	3,840,9 09.53	1,428,4 17.42	801,63 3.62	4,147,5 96.42	885,60 7.13	801,45 6.30	1,504,0 27.11	29,042, 959.16
1	820,72 5.80	14,038, 197.97	774,38 7.86	3,840,9 09.53	1,428,4 17.42	801,63 3.62	4,147,5 96.42	885,60 7.13	801,45 6.30	1,504,0 27.11	29,042, 959.16
4.	319,46 0,633.8 5	709,96 9,644.4 3	23,625, 590.12	61,428, 498.31	31,051, 239.37	105,85 3,718.0 8	262,80 1,893.2 2	22,884, 584.41	244,04 4,547.4 5	55,590, 842.76	1,836,7 11,192. 00

1.	573,77 0.90	6,437,1 66.16	28,604. 55	1,252,6 27.23	555,72 3.60	634,94 1.06	3,218,2 94.72	444,34 1.16	7,647,7 30.91	4,194,8 76.00	24,988, 076.29
4.	573,77 0.90	6,437,1 66.16	28,604. 55	1,252,6 27.23	555,72 3.60	634,94 1.06	3,218,2 94.72	444,34 1.16	7,647,7 30.91	4,194,8 76.00	24,988, 076.29
1.	1,659,0 49,734. 92	735,65 8,157.4 9	15,350, 646.12	56,035, 551.02	33,308, 754.34	56,451, 341.92	203,32 9,039.2 1	27,248, 985.11	242,71 9,282.0 1	50,498, 700.51	3,079,6 50,192. 65
2.	1,675,2 71,097. 75	760,89 5,083.7 9	15,972, 576.65	57,286, 368.55	35,218, 215.53	60,349, 409.03	217,50 3,540.3 4	26,201, 511.53	252,65 4,168.6 9	43,324, 766.15	3,144,6 76,738. 01

4

	277,640.00	143,153.48	134,486.52
	114,328,050.36	63,239,249.17	3,240,804.98
	13,736,360.47	8,033,210.40	27,922.62
	4,574,941.43	1,651,818.96	1,284,334.90
	51,762,797.23	32,783,506.54	211,341.80
	28,929,936.64	16,784,639.20	2,686,527.08
	29,128,323.60	11,275,812.49	1,340,924.85
	58,701,435.95	36,626,835.99	216,908.60
	43,865,299.16	23,249,557.93	11,658,206.83
	64,217,670.48	48,571,314.42	7,410,957.11
			8,235,398.95

6

--	--

7

--

33,428,398.24

217,470,950.17

5,650,80

5000t/a	301,000,00 0.00	96,254,521. 15	55,597,799. 07			151,852,32 0.22	93.88%	93.88%				
	80,538,511. 66	77,660,399. 04	3,340,446.8 5			81,000,845. 89	100.57%	100.00%				
	41,618,559 .80	1,564,967.1 9	3,873,014.7 0	179,458.95		5,258,522.9 4	111.98%	96.54%				
	387,000,00 0.00	5,714,398.4 0	921,153.70			6,635,552.1 0	1.71%	1.71%				
	810,157,07 1.46	181,194,285 .78	63,732,414. 32	179,458.95	0.00	244,747,24 1.15	--	--				--

5

--	--	--

4.					
1.	273,013,149.17	157,470,423.72	113,236,154.18	7,676,299.64	551,396,026.71
2.	265,601,381.24	169,630,833.07	124,299,769.46	8,069,948.36	567,601,932.13

51.89%

4

	32,212,853.91	

48

		53,383,219 .33				53,383,219 .33	
	62,229,712 .51	43,337,915 .59				38,952,909 .98	66,614,718 .12
	62,229,712 .51	96,721,134 .92				92,336,129 .31	66,614,718 .12

49

3

()	1,148,059.45				1,148,059.45

	800,508.80					800,508.80
	38,536,351.80					38,536,351.80
	52,071,738.62					52,071,738.62
	578,182,085.00					578,182,085.00
	670,738,743.67					670,738,743.67

4

	38,536,351.80					38,536,351.80
	38,536,351.80					38,536,351.80

- a.
- b.

4:





6

	424,505,854.08	308,234,624.16
	424,505,854.08	308,234,624.16

7

--	--	--	--

52

	250,996,229.75	269,001,586.37
	26,487,670.00	26,487,670.00
	277,483,899.75	295,489,256.37

53

3

		53,760,000.00
	1,083,633,586.81	1,250,296,318.81
	1,083,633,586.81	1,304,056,318.81

4

0.00

--	--	--	--

54

--	--	--

55

56

	4,481,761.90	14,248,488.00
	386,833,523.52	431,435,663.14
	391,315,285.42	445,684,151.14

57

3

--

1,117,621,526.82

58

3

	385,138,656.16	322,679,318.21
	385,138,656.16	322,679,318.21

4

3

	56,771,516.42	
	56,771,516.42	--

5

--	--

59

3

	98,210,387.78	317,221,752.80	348,240,002.87	67,192,137.71
-	8,218,110.65	39,452,827.20	37,971,395.82	9,699,542.03
		17,292,823.18	17,292,823.18	
	106,428,498.43	373,967,403.18	403,504,221.87	76,891,679.74

4

1	54,263,721.74	257,790,026.04	291,107,982.03	20,945,765.75

2018

	45,870,199.97	68,259,184.28
--	---------------	---------------

5;



68

3

16	MTN001	600,000,000.00	600,000,000.00
		600,000,000.00	600,000,000.00

4

16

6:



6;



110,38 0,5 1 100% 100%

	72,314,768.90	4,453,000.00	5,286,651.28	71,481,117.62	
	72,314,768.90	4,453,000.00		71,481,117.62	--

/ 1

	1,429,142. 84			52,285.74			1,376,857. 10	
	1,375,000. 00			1,375,000. 00			0.00	
	150,000.00						150,000.00	
G1207A	36,646.03						36,646.03	
	350,000.00						350,000.00	
	1,000,000. 00						1,000,000. 00	
	200,000.00						200,000.00	
	3,788,523. 75			74,388.86			3,714,134. 89	
	3,319,480. 19			36,611.92			3,282,868. 27	
	1,216,084. 91			101,430.48			1,114,654. 43	

	114,212.36			7,668.78			106,543.58	
	2,091,034. 18			21,181.19			2,069,852. 99	
	382,189.97			29,431.56			352,758.41	
T	134,424.84			8,962.08			125,462.76	
	430,734.77			21,824.94			408,909.83	
	100,000.00						100,000.00	
	4,000,000. 00						4,000,000. 00	
	9,505,440. 00						9,505,440. 00	

2018

450,000.00

76

3

4

77

	2,673,264,051.55			2,673,264,051.55
	17,616,899.06			17,616,899.06
	2,690,880,950.61			2,690,880,950.61

78

--	--	--	--	--

79

	-48,256,59 8.53	-30,019,4 41.92		-6,848,65 3.00	-22,752,7 36.26	-418,052. 66	-71,009 ,334.79
	-50,547,95 1.19	-28,789,9 72.00		-6,848,65 3.00	-21,941,3 19.00		-72,489 ,270.19

		2,553,423,724.

2018

1,732,059.47

2,358,885.32

3,428,117.00

2,676,831.00

	46,108,780.01	40,645,569.66
	5,315,108.93	4,523,625.13
	5,606,768.44	2,079,355.43
	1,429,400.17	198,370.24
	47,829,839.69	38,399,670.20

88

	19,640,208.29	20,196,732.94
		1,003,752.26
	19,640,208.29	21,200,485.20

89

	-2,825,847.83	-318,510.65
	-2,825,847.83	-318,510.65

8:

	-1,847,631.81	1,324,795.55
	2,573,738.94	
	740,240.32	
	595,831.30	1,385,855.01
	1,604 0	

2018

		10,719,635.46
	643,613.70	
	4,311,237.81	13,430,286.02

	21,181.19	
	29,431.56	
T	8,962.08	
	21,824.94	
	66,666.67	
	5,286,651.28	4,402,037.34

93

	1,299,868.39	340,425.76	1,299,868.39
	9,800.00	10,000.00	9,800.00
	38,089.30	11,060.40	38,089.30
	1,347,757.69	361,486.16	1,347,757.69

								/
							22,400.00	
							57,000.00	
							30,000.00	
							168,609.00	
							10,000.00	

							42,451.00	
							9,965.76	
						235,000.00		
						16,100.00		
						420,000.00		
						42,000.00		
						2,650.00		
						480,000.00		
						94,000.00		

						10,118.39		
	--	--	--	--	--	1,299,868. 39	340,425.76	--

94

	1,086,744.80	5,000.00	1,086,744.80
	1,086,744.80	5,000.00	1,086,744.80

95

3

837,45.76		
	22,018,966.46	26,618,993.56
	-6,384,328.70	-363,348.20
	15,634,637.76	26,255,645.36

97

3

	5,315,108.93	5,703,803.62
	32,773,500.65	2,818,132.76
	8,571,964.84	6,605,462.00
	4,912,817.31	464,136.93
	51,573,391.73	15,591,535.31

4

	134,777,204.66	113,778,225.40
	5,606,768.44	2,079,355.43
	6,402,817.67	7,017,387.22
	146,786,790.77	122,874,968.05

5

--	--	--

6

--	--	--

7

	5,668,193.18	2,083,723.54
	28,299,233.33	
	33,967,426.51	2,083,723.54

8

	14,589,874.18	8,134,492.56
	14,589,874.18	8,134,492.56

98

3

1	--	--
	-14,145,677.77	11,675,893.33
	19,640,208.29	21,200,485.20
	151,960,661.11	151,347,203.58
	26,341,084.53	28,171,280.90
	7,022,028.22	3,069,843.22
" "	70,633.69	-22,788.55
" "	-2,825,847.83	-318,510.6-3

2018

" "	-15,436,556.11	-4,048,749.02
	-101,438,325.18	-198,559,882.94
2	--	--
3	--	
		1,065,506,561.79
	978,923,889.60	1,245,212,110.93
	-164,924,751.64	-179,705,549.14

4

ê

	--
	--

	813,996,587.96	978,921,339.60
--	----------------	----------------

99

" "

9:

	209,700,202.64	
	14,388,276.00	
	118,417,440.04	
	12,297,207.99	
	354,803,126.67	--

9;

3

	--	--	49,403,085.03
	6,290,123.45	6.6166	41,619,230.82
	547,396.06	7.6515	4,188,400.95
	16,409,992.38	0.1996	3,275,447.58
	65,800.11	4.8633	320,005.68
	--	--	138,674,118.22
	15,565,123.73	6.6166	102,988,197.67
	4,593,028.24	7.6515	35,143,555.60
	86,477.69	4.8633	420,566.97
	14,072.39	8.6551	121,797.98
	--	--	


6

7

8

4

3



5

6

8

3

3



57.35%

95.00%

51.00%

60.00%

51.00%

2018

				100.00%		

4

	42.65%	5,401,245.42		397,569,089.19
	5.00%	2,615,317.05		54,661,909.97
	49.00%	-20,350,812.63		485,771,877.17
	40.00%	119,132.34		10,009,358.66
	49.00%	1,611.38		3,928,011.41
	40.00%	261,222.07		55,166,153.13
	49.41%	523,046.15		53,988,690.33
	49.00%	-175,333.82		13,577,659.23
	40.00%	4,212,902.32		98,732,155.12
	50.00%	1,906,701.53		52,815,114.18



816,34	663,74	1,480,	626,60		628,49	632,68	675,81	1,308,	463,98		467,09
9,495.	4,945.	094,44	7,068.	1,886,	3,714.	4,302.	0,472.	494,77	3,307.	3,111,	4,953.
17	71	0.88	54	646.03	57	63	68	5.31	21	646.03	24

288,19	232,94	521,14	142,93		144,53	267,39	237,86	505,26	134,29		135,44
9,799.	7,862.	7,662.	4,254.	1,600,	4,254.	5,274.	9,121.	4,396.	8,701.	1,150,	8,701.
99	50	49	16	000.00	16	58	44	02	60	000.00	60

666,34	493,26	1,159,	95,137		99,604	720,21	456,26	1,176,	147,96		152,43
6,129.	8,396.	614,52	,756.2	4,466,	,612.5	6,205.	8,988.	485,19	5,096.	4,466,	1,953.
74	15	5.89	1	856.38	9	48	58	4.06	67	856.38	05



	50,853	179,56	65,822		65,822	122,11	58,722	180,84	70,306		70,306
	,585.5	9,311.	,756.3		,756.3	9,165.	,099.9	1,265.	,140.2		,140.2
	3	62	6		6	98	4	92	0		0

96,164

2018

	.44	05	05	13	.90	57	57	3.22
--	-----	----	----	----	-----	----	----	------

6


7

0000%

20

34.00%

30.00%



7

8

--	--	--	--

9

:

6

				/	

7

8

3

	--	--	--	--

2018

	69,940,713.40			69,940,713.40
1.	69,940,713.40			69,940,713.40
2	69,940,713.40			69,940,713.40
	95,503,312.14			95,503,312.14
2	95,503,312.14			95,503,312.14
	165,444,025.54			165,444,025.54
	--	--	--	--

4

2018

			35,215,095.04
		68,376.07	
		1,299,777.80	8,205.13
2		0.00	
		125,027,516.32	233,940,906.17
		382,355.27	15,849.06
		600,383.02	1,365,719.53
		21,099,487.16	5,353,846.15
		639,715.09	18,090.60
		3,630,154.05	11,355,395.98
		172,032,234.16	
		7,135,634.00	
		7,299,926.86	
		1,378,891.44	
		370,063.78	
		52,100.23	
		3,257.98	
		4,914.53	

4

1

1

/

/	/	/	/	/	/	
---	---	---	---	---	---	--

ES b B k

/ / / / / / /

8

--	--	--	--

9

--	--

2018

1,507,093.10	75,464.65	1,126,997.02	56,349.85
40,000.00	2,000.00	40,000.00	2,000.00
18,765.27	938.26	18,765.27	938.26
4,000.00	200.00	4,000.00	200.00
491,171.91	24,558.60		
32,217.01	1,610.85		
127,469.30	6,373.47		
67,113,966.28	3,355,698.31	58,800,766.51	3,478,202.17
200,000.00	10,000.00		
403,290.00	20,164.50		
3,685.85	184.29		
133,319.00	6,665.95		
75,633,460.19	3,781,673.01	34,263,316.67	1,746,468.63
31,104,724.82	1,555,236.24	19,193,959.69	959,697.99

2018

1,399,100.00

69,955.00

2018

6

7

3

4

3

1

"

8,553.022
2017 10 25
9,000.00

855.30

55.7785
2017 9 1

2017 4 20

2

13,500

2017 4 21

4

5

3

--	--	--	--

4

	30,780,242.91
--	---------------

5

6

3

3

--	--	--	--

4

--	--	--

4

5

3

4

6

7

		203,476.98	-109,271.38		-109,271.38	1,271,600.04

8

3

4

--	--	--	--

5

6

9

:

3

3

	532,15 4,078.5 5	100.00 %	65,797, 323.94	12.36 %	466,35 6,754.6 1	463,3 49,98 4.14	100.00 %	58,249, 564.94	12.57%	405,100, 419.20
	532,15 4,078.5 5	100.00 %	65,797, 323.94	12.36 %	466,35 6,754.6 1	463,3 49,98 4.14	100.00 %	58,249, 564.94	12.57%	405,100, 419.20

--	--

2018

1				
1		363,321,829.81	18,166,091.49	5.00

2018

6



33,

2018



34,647,221.30	34,647,221.30	100.00%
---------------	---------------	---------



34,647,221.30

--	--	--

5

--	--

--	--	--	--	--	--

6

	107,278,351.22	103,973,123.62
	107,278,351.22	103,973,123.62

7

		37,025,958.63	1	34.31%	
		34,647,221.30	5	32.11%	34,647,221.30
		17,100,000.00	1	15.85%	
		3,324,676.35	1	3.08%	166,233.82
		1,662,557.43	1	1.54%	

2018

	--	93,760,413.71	--	86.89%	34,813,455.12
--	----	---------------	----	--------	---------------

8

9

:

5



	4			4		
	396,724,860.4 9			396,724,860.4 9		
	107,655,876.2 0			107,655,876.2 0		50,699,605.82
	44,420,037.09			44,420,037.09		
	300,000,000.0 0			300,000,000.0 0		
	56,041,500.00			56,041,500.00		
	1,483,880,000. 00			1,483,880,000. 00		
	49,564,517.77			49,564,517.77		
	30,000,000.00			30,000,000.00		
	3,426,724,514. 20			3,426,724,514. 20		50,699,605.82

4

	15,741, 630.37			1,029,6 39.03						16,771, 269.40	

	16,197, 181.85									16,197, 181.85	16,197, 181.85
	8,998,9 22.50			-415,22 5.10						8,583,6 97.39	
	8,319,9 04.99			777,99 0.68						9,097,8 95.67	
	25,072, 365.48			-185,50 8.60						24,886, 856.88	
	74,330, 005.19			1,206,8 96.00						75,536, 901.19	16,197, 181.85
	74,330, 005.19			1,206,8 96.00						75,536, 901.19	16,197, 181.85

5

6

	808,713,312.74	706,743,375.92	731,544,553.85	668,957,055.85
	2,683,871.50	760,530.61	41,526,397.56	24,762,468.55
	811,397,184.24	707,503,906.53	773,070,951.41	693,719,524.40

7

		6,175,000.00
	1,206,896.00	534,091.68
		2,305.50
	1,206,896.00	6,711,397.18

8

3

	-70,633.69	
	6,519,853.00	
	643,613.70	
	-1,038,855.50	
	2,573,738.94	
	101,470.93	
	2,372,889.00	
	6,153,356.52	--

1 --

1 --

--	--	--

		<p style="text-align: center;">" "</p> <p style="text-align: center;">2015 02 10</p> <p style="text-align: center;">[2008]43</p> <p style="text-align: center;">-543,218.35</p> <p style="text-align: center;">-2,825,847.83</p> <p style="text-align: center;">2,282,629.48</p>
--	--	--

4

		/	/
	-0.21%	-0.0094	-0.0094
	-0.35%	-0.0154	-0.0154

5

3

4

5

6

